

Guide to working from home

General guidance, tips, and resources for employees during the COVID-19 outbreak

As of March 17, 2020

Our global concern

As a global community working together to prevent further spread of the COVID-19 virus, many of you are working from home for the first time, for a more sustained period than you have before, and (in some cases) with others at home with you.

We recognize that, for some of you, working from home is new and can feel difficult. With this guide, we have collected resources, guidance, and tips to help you stay healthy, engaged, and productive.

This guide is for you—to help you set up your workspace, stay connected to each other, and manage your time and well-being.


Guide to working from home



**Set up
your workspace**



**Stay connected
to each other**



**Manage your time
and well-being**



Set up your (physical and virtual) workspace

Set up your physical workspace

Take the time to set up a workspace that is safe, comfortable, and where you can work effectively.



A safe and secure space

Find a safe space to work—good ventilation, proper lighting, good ergonomics, and comfortable furniture are just a few things to consider.



Minimize distraction and disruption

If possible, aim for a space with minimal distractions (noise or clutter) and disruptions. We realize this can be challenging with others home as well during this time.



A place for equipment and materials

Identify a 'work base' where your equipment and materials can remain undisturbed, even if you shift locations during the day.



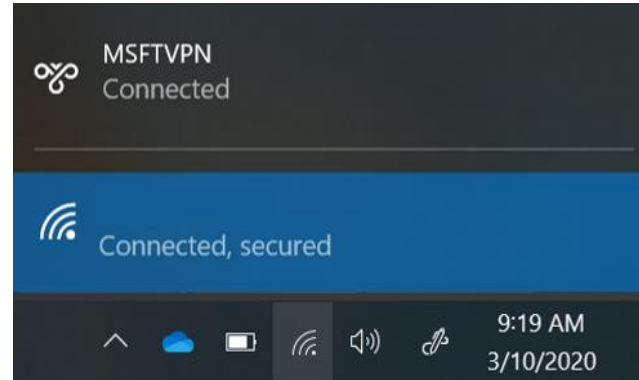
Set up your virtual workspace

Continue to collaborate and be productive from wherever you might be working.



Use your best connection

A wired network connection is best, if possible. When using a wireless connection, consider your distance from the router and obstacles in between that can affect your connection quality.



Think secure, be secure

You can use many apps and sites with a standard internet connection. To securely access internal resources and work with confidential data, you might need to connect via VPN or remote desktop.



Mobile when you need it

Installing the apps you need on your phone is a great alternative when your local internet is experiencing high usage that affects your connectivity.



Get your video ready

Using webcam can help connect with colleagues and customers when you are not together in person.




Video on (when possible)

It makes for more inclusive meetings and helps you to be present and engaged in the meeting. It can also help to see facial expressions to increase connection and understanding.



Check your surroundings

Be aware of what is in view and use 'blur my background' in Microsoft Teams to help minimize distractions and protect privacy.



Camera framing

Point your camera so your eyes are ~2/3 up the screen and your face is visible.



Video can sometimes strain limited bandwidth so consider turning your camera off if the connection is poor. Need additional resources for using Teams video? Learn more on the [Office support site](#).



Stay connected to each other

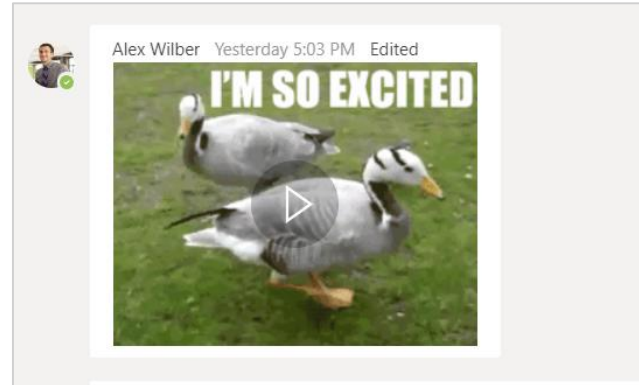
Communicate

There are many ways to stay connected while working from home.



Communicate often

Make it a habit to connect frequently with your colleagues and stakeholders. Open a Teams channel for ongoing conversations or start a shared document to share progress updates.



Make space for fun

Use a Teams channel dedicated to fun—share news, pictures, and stories. Try a GIF, sticker or emoji to express yourself.



Virtual 'water cooler'

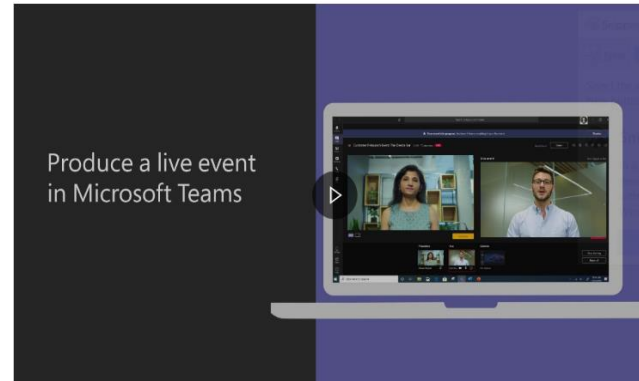

Make up for missing hallway talk or connecting in the kitchenette or café by using chat messages or calling. Set yourself a reminder to check in with people regularly.



[Channel conversations in Teams](#) are a great way to keep the whole team in the know. Watch the [Quick Start Videos](#) for a walk-through of Teams and use the [Quick Start Guide](#) to learn the Teams basics.

Collaborate

Don't miss a beat by using technology to connect and collaborate regardless of location.



Ideate and iterate—real time

Share the content your audience needs to see with screen sharing, and work to edit in real time with coauthoring in Teams. If you need to brainstorm, use Whiteboard in Teams as a digital canvas for your ideas to come to life.

Switch to digital events

Keep your events on the books with Teams live events that allow you to broadcast video and meeting content to large online audiences. This can be used for anything from a team all-hands to external forums.

Virtual 'huddle'

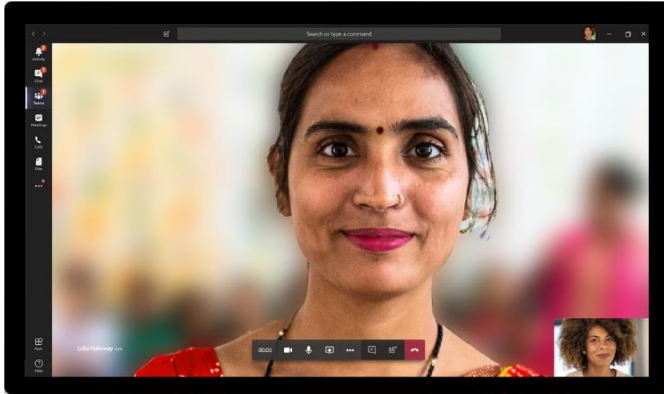
Quick meetings are effective at getting everyone on the same page quickly. Schedule a quick call with your collaborators to get the same impact of a quick in-person connection.



Use the [Microsoft Whiteboard app in Teams](#).
Watch a [training](#) on how to produce a Teams live event.

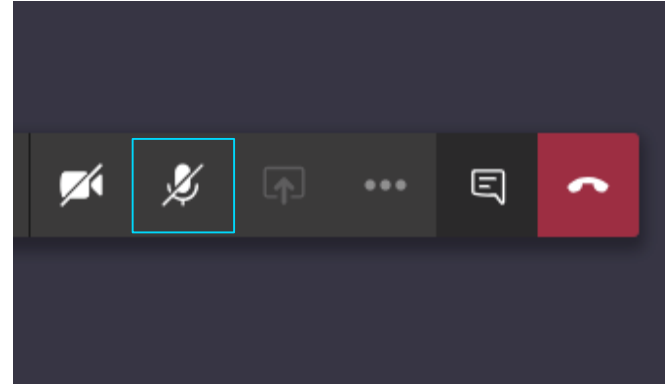
Lead inclusive online meetings

As you move your meetings online, take these steps to make them productive and welcoming for everyone.



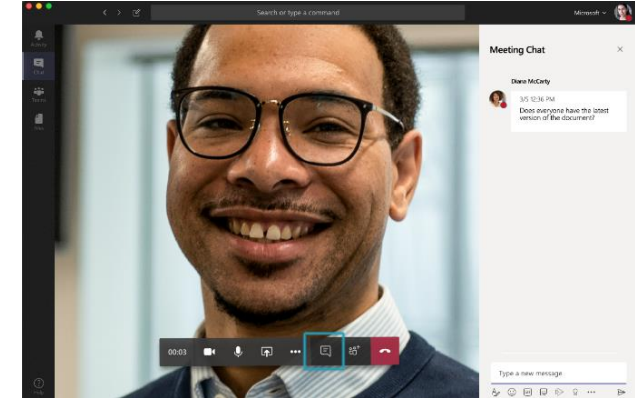
Be present and respectful

Limit multitasking during meetings. Turning on your video can show that you are paying attention and allow you to focus on the person or people on your call. Blur your background to reduce distractions.



Pause for others to speak

It can be hard to find space to speak in a meeting, and even harder when everyone is virtual. Make sure there's time and opportunity for all voices to be heard.



Monitor meeting chat

People may not feel comfortable breaking into the conversation or may be having technical difficulties. Check the Teams meeting chat often for comments.



Make sure all meetings have a [virtual "join" option](#) to create an online conference room. [Record meetings in Teams](#) and share the recording link in chat so people can catch up later.

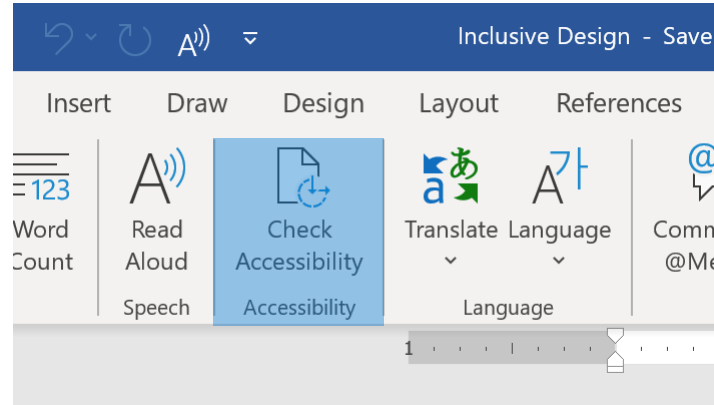
Think about accessibility

Follow these simple tips to be inclusive of colleagues and customers with disabilities.



Turn on live captions

Turn on live captions in Microsoft Teams to get real-time captions during your call. If posting a video use Microsoft Stream to automatically add real-time captions and searchable transcript.



Make sure your content is accessible

Send materials ahead of your meeting and use Accessibility Checker to check your Microsoft 365 documents are inclusive to people with disabilities. Remember ~70% of disability is invisible; you never know who needs accessible content.

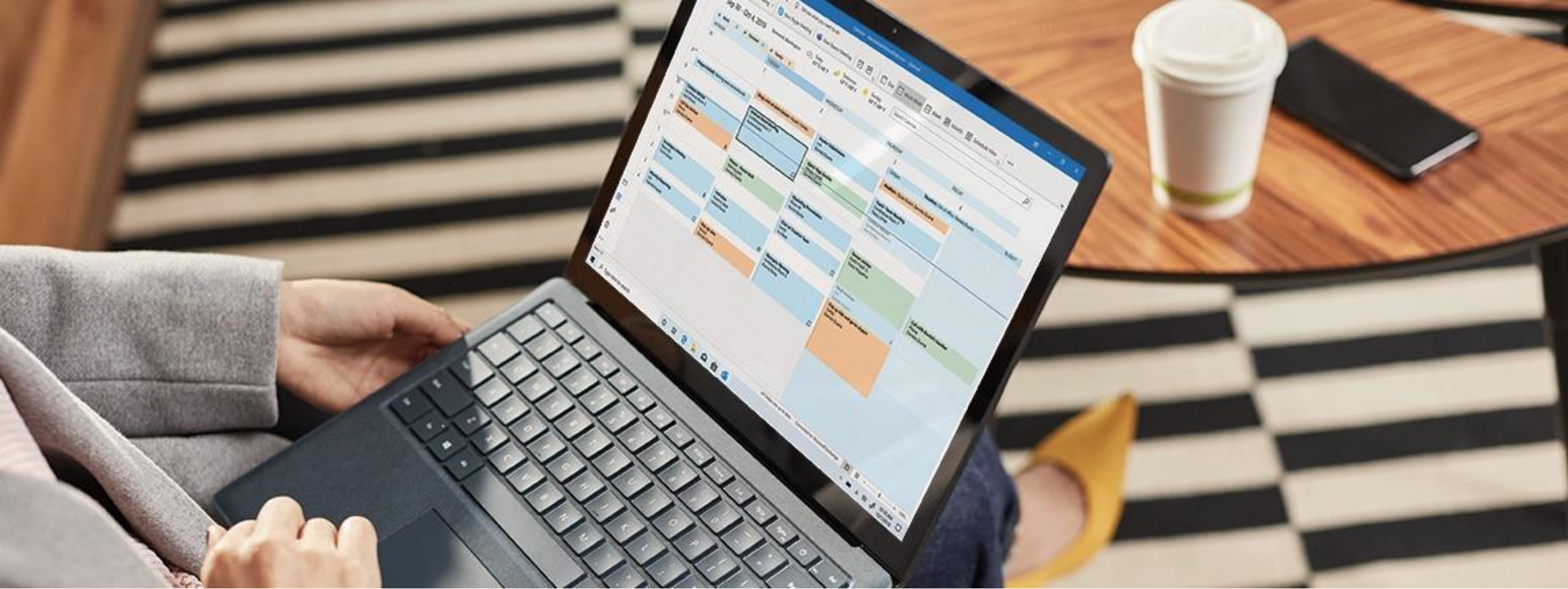


Make Windows 10 easier to see

Is your cursor hard to see, need to increase font size or need to distinguish colors easily? You can change all these and more in Windows 10 Ease of Access Center.



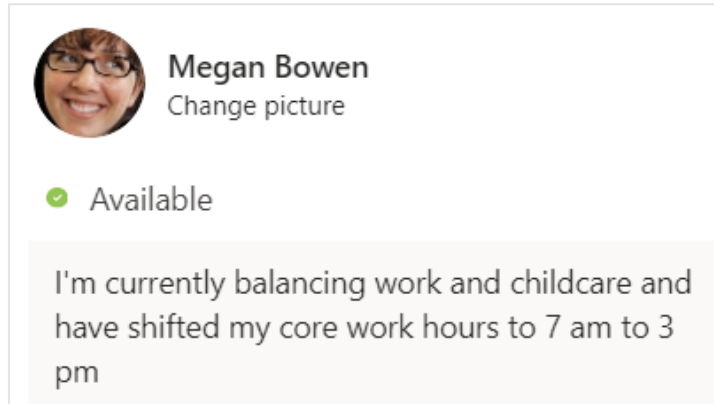
For more hints and tips on accessibility check out the [Accessibility site](#).
If you are a person with disability needing assistance with accessibility features, contact the [Disability Answer Desk](#).



Manage your time and well-being

Share your schedule and signal availability

Setting healthy boundaries, managing interruptions, and being clear about when you are available is an important part of managing your time when working from home.



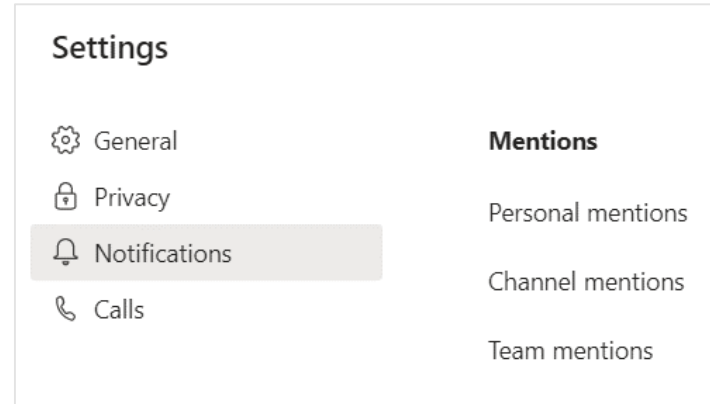
Megan Bowen
Change picture

Available

I'm currently balancing work and childcare and have shifted my core work hours to 7 am to 3 pm

Set expectations for availability

Your daily schedule or even the hours that you work may change while working from home. Set expectations with your team (and those you live with) around your availability during the day.



Settings

- General
- Privacy
- Notifications**
- Calls

Mentions

- Personal mentions
- Channel mentions
- Team mentions

See what is important

With everybody working from home, you might see an increase in messages. Use the settings available in Teams and Outlook to customize notifications and prioritize conversations.



Set boundaries

It can be a challenge to switch 'off' from work when you don't leave the office—or switch 'on' your workday when you don't leave the house. If needed, set clear intentions about work time and home time to avoid burnout or being 'always on'.



[Manage notifications](#) for Teams activities, channels, and on mobile.

[Set a status message](#) in Teams and update your calendar to indicate if you are free or busy.

Set quiet hours in Teams mobile to limit notifications to your work hours and turn [Focus Assist](#) on in Windows 10.

Take care and be mindful

In challenging circumstances, we need to remember to take a step back and focus on our health, wellness, and mindset.



Don't forget to take breaks

It can be difficult to remember to take breaks. Use your calendar to turn meals and breaks into appointments so you get regular reminders. Block time on your calendar for exercise and fresh air—or just time to step away from your workspace.



Work-life harmony

We recognize that while working from home you may need to occasionally redirect your time and energy to your loved ones. Continue to access available support options, caregiver benefits, and leave, as needed, to find the balance you need.



Check-in with you (and others)

It's important to check in with yourself and be mindful of how you are feeling. Anxiety, loneliness, and other feelings are perfectly normal, and we have resources to help you take care. Be sure to check in on others within your community.



Role of the manager

Managers play a key role in the success of their teams, especially during times of uncertainty and change.



Lead by example

Model the work from home habits in this document. Be a positive example of the guidance, and make sure to reinforce inclusion. Check in with your employees, ask for perspectives, and identify any areas for improvement.



Support in new ways

Help each person create their best and most productive work from home environment. Understand any business continuity concerns of your team and support their efforts at working in new ways. Be curious and ask questions that empower employees to find their own solutions.



Frequent check-ins

These are unusual times with unanticipated challenges and may require more frequent check-ins. Students may be out of school. Be sure to manage expectations, offer support, and take time to understand the unique needs of every employee.

